

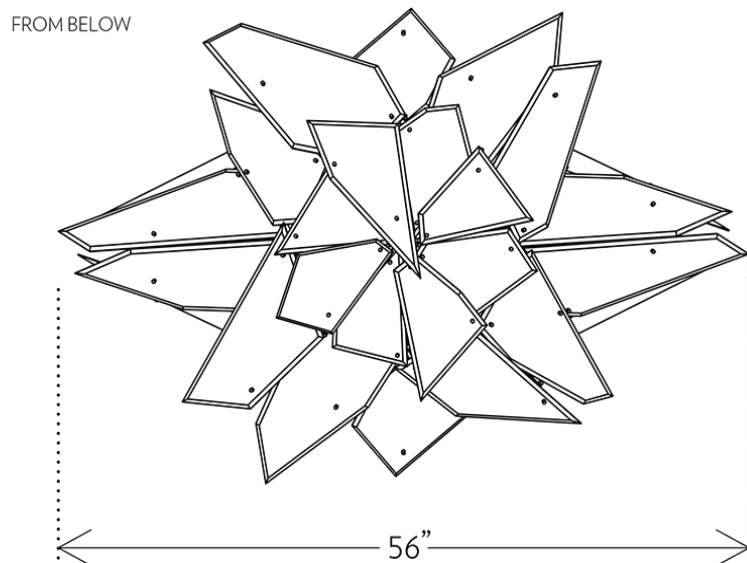
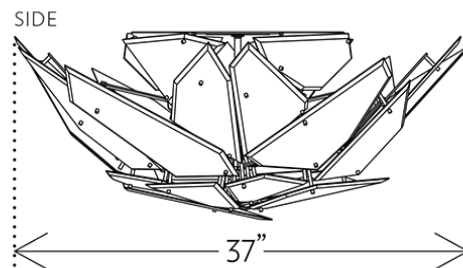
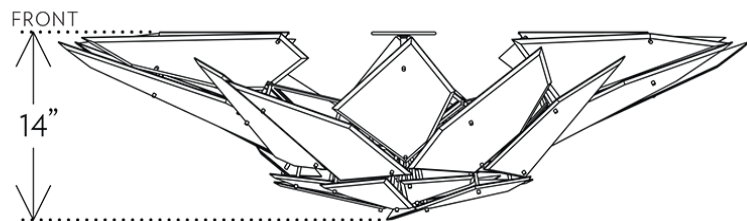
EDIE FLUSHMOUNT ED.08.02

MARY WALLIS



EDIE FLUSHMOUNT ED.08.02

MARY WALLIS



DESIGNER
Mary Wallis

ORIGIN
United States

PRODUCTION
Made to Order

WEIGHT
35 lbs.

DISCLAIMER
Bulbs are included with this fixture

MATERIALS/FINISHES

Brass hardware available in brushed brass, vintage brass, oil-rubbed bronze, or satin nickel finish. Hand-cut and beveled glass available in clear, grey, bronze, or white.

DIMENSIONS

Canopy: Dia. 5" x H .25"
Fixture: L 56" x W 37" x H 14"

ILLUMINATION

120V/220V: Vintage-style Edison bulb (Clear or Grey Glass), Frosted Ping Pong bulb (White Glass), E12/E14W socket, 25W/40W.